



NOTRE NUANCIER DE COULEUR


Les composants en fonte sont d'abord grenailés puis sablés; ils sont ensuite métallisés (projection de zinc sous arc électrique), puis peints par thermolaquage (peinture appliquée sous champ électrostatique, puis polymérisation par cuisson).




Vert Anglais 6009




Gris 4111




Gris Anthracite 7016




Brun Antique




Taupe 1019




Senoual




Vieux Bronze




Bordeaux 3005




Vert Sablé 2500



Vert Sablé 2300



Rouge Sablé 2200



Vert Nacré

